

Sunpro Max Series

N-Type 182 High Efficiency Bifacial Module

Module efficiency

23.22%

Power Output

585-600W



Better leveled cost of energy



Better high temperature stability

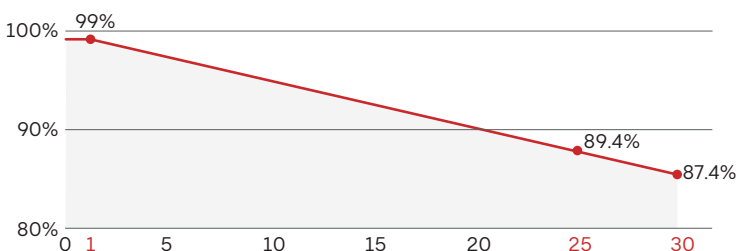


Improved low-light performance



Excellent bifacial performance

Linear performance guarantee for 30 years



WARRANTY

Extended warranty is available at additional cost

Quality Guarantee **15** years

Power Warranty **30** years

CERTIFICATE



Model of modules	SPDG585-N144M10		SPDG590-N144M10		SPDG595-N144M10		SPDG600-N144M10	
	STC	NMOT	STC	NMOT	STC	NMOT	STC	NMOT
Power (Pmax/W)	585	437.30	590	441.00	595	444.60	600	448.4
Maximum power voltage (Vmp)	42.72	39.90	42.87	40.00	43.03	40.20	43.18	40.3
Maximum power current (Imp)	13.7	10.96	13.77	11.02	13.83	11.07	13.90	11.13
Open circuit voltage (Voc)	51.58	48.30	51.7	48.40	51.84	48.50	51.97	48.7
Short circuit current (Isc)	14.41	11.61	14.48	11.67	14.55	11.72	14.62	11.78
Module efficiency	22.64%		22.83%		23.02%		23.22%	

STC (Electrical parameters at standard test conditions (STC:AM=1.5, 1000W/m², Cells Temperature25°C)

NMOT (Irradiance 800W/m², Ambient Temperature 20°C , AM1.5,Wind Speed 1m/s)

ELECTRICAL CHARACTERISTICS WITH 15% REAR SIDE POWER GAIN

Front power Pmax/W	672.75	678.50	684.25	690.00
Maximum power voltage (Vmp)	42.72	42.87	43.03	43.18
Maximum power current (Imp)	15.75	15.83	15.90	15.98
Open circuit voltage (Voc)	51.58	51.70	51.84	51.97
Short circuit current (Isc)	16.57	16.65	16.73	16.81

STRUCTURAL CHARACTERISTICS

Module size (L*W*H)	2278x1134x30mm (89.69x44.65x1.18in)
Weight	31kg(68.34lb)
Cell	144 cells,N type Mono-Crystalline,182mmx91mm(7.17in X 3.58in)
Front glass	2.0mm , Anti-Reflection Coating
Back glass	2.0mm , Heat Strengthened Glass
Frame	Anodized aluminum alloy
Junction box	IP68 , 3 bypass diodes
Output wire	4mm ²
Wire length	Line length 1300mm(51.18in)/customized
Connector	Stäubli MC4
Packing Specification	36 pcs/Pallet ; 720 pcs/40' HQ

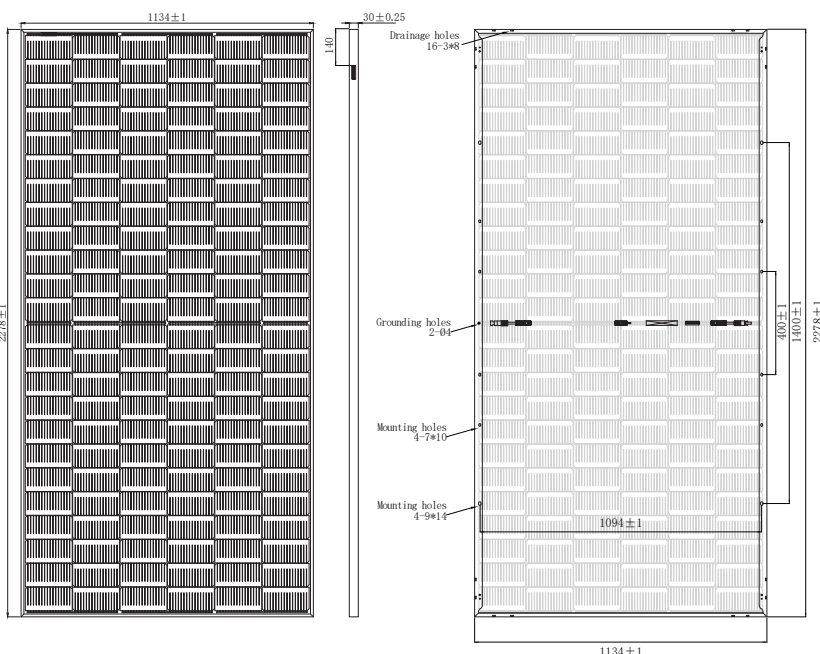
OPERATING PARAMETERS

Power tolerance (W)	(0~+5W)
Maximum system voltage (V)	1500V
Maximum rated fuse current (A)	30A
Current operating temperature (C)	-40~+85°C
Mechanical load	+5400Pa/-2400Pa

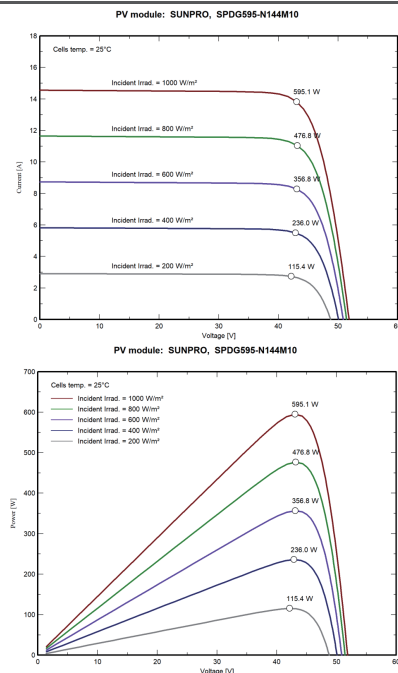
TEMPERATURE CHARACTERISTICS

Temp. Coeff. of Isc (TK Isc)	0.046% / °C
Temp. Coeff. of Voc (TK Voc)	-0.25% / °C
Temp. Coeff. of Pmax (TK Pmax)	-0.30% / °C
Normal Operating Cell Temperature	45±2°C

MODULE DIMENSIONS(MM)



I-V CHARACTERISTICS AT DIFFERENT IRRADIATION



SUNPRO POWER NORTH AMERICA INC.

ADD: STE 2, 206 N Randolph St, Champaign, IL 61820

E-MAIL: info@sunpropower.com WEBSITE: www.sunpropower.us

*All data may have a lag, for reference only. Sunpro has the final right of interpretation.